



**NIGERIAN
INVESTMENT
PROMOTION
COMMISSION**

REPORT OF INVESTMENT ANNOUNCEMENTS IN NIGERIA*

January – June 2021

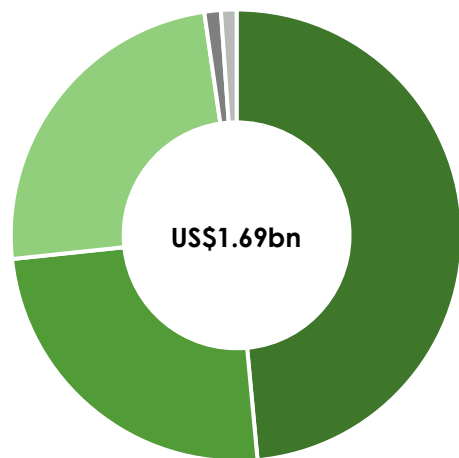
Department of Strategic
Communications

July 2021

Investment announcements, Q2 2021

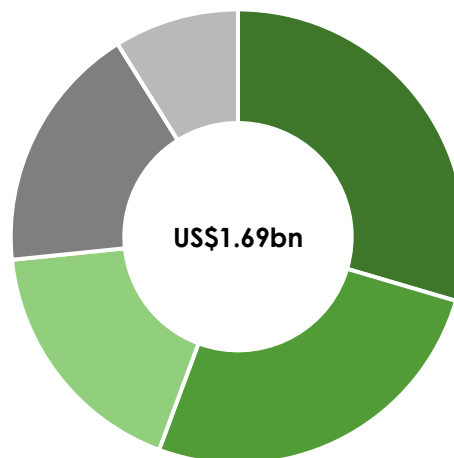


By sector



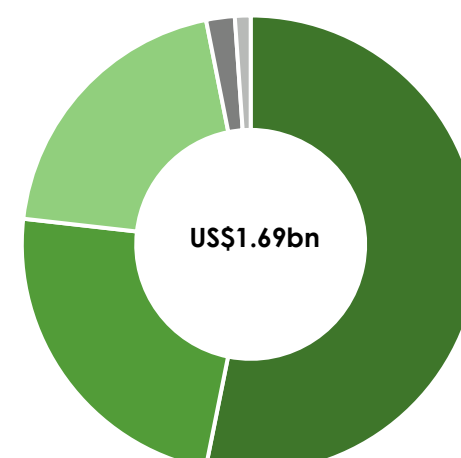
Manufacturing	US\$821.4m	49%
Electricity*	US\$420.0m	25%
Information & Communications	US\$412.8m	24%
Real Estate	US\$20.0m	1%
Others	US\$18.80m	1%

By destination



Ogun	US\$500.0m	30%
Lagos	US\$441.3m	26%
Nasarawa	US\$300.0m	18%
Rivers	US\$300.0m	18%
Others	US\$150.3m	9%

By source



China	US\$900.0m	53%
UK	US\$400.0m	24%
Nigeria	US\$340.0m	20%
USA	US\$34.2m	2%
Others	US\$18.8m	1%

14 projects across 8 States

* Electricity, gas, steam and air conditioning supply

Investment announcements, Q2 2021



Investor	Sector	Source	Destination	US\$m	Reported
Dahua Paper Company	Manufacturing	China	Ogun	500.00	June
SoftBank, Sequoia Capital China, IDG Capital	ICT	China	Lagos	400.00	June
Transcorp	Electricity	Nigeria	Rivers	300.00	May
Flour Mills Nigeria	Manufacturing	UK	Nasarawa	300.00	May
Konexa	Electricity	UK	Kano	100.00	April
Priam Group	Manufacturing	Nigeria	Adamawa	20.00	June
Periwinkle Residences Limited	Real Estate	Nigeria	Lagos	20.00	June
International Finance Corporation (IFC)	Electricity	USA	Ekiti	20.00	April
Kogi Iron (KFE)	Mining & Quarrying	Australia	Kogi	10.30	April
Appzone	Financial	US	Lagos	10.00	April

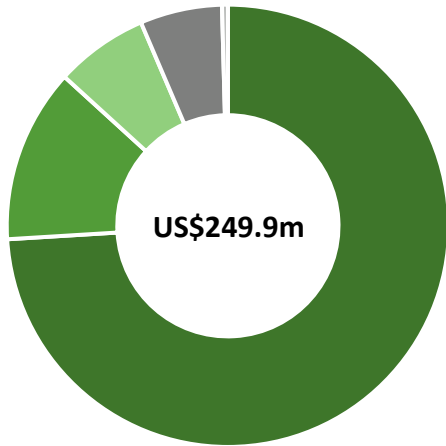
Top 10 = 99%

**Top 10
announcements 1,680.30**
Q2 Total 1,693.00

Investment announcements, Q2 2020 vs Q2 2021

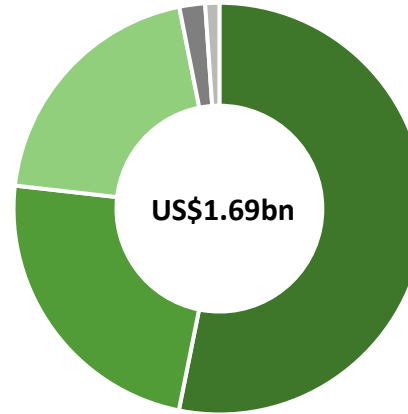


Q2 2020, by source



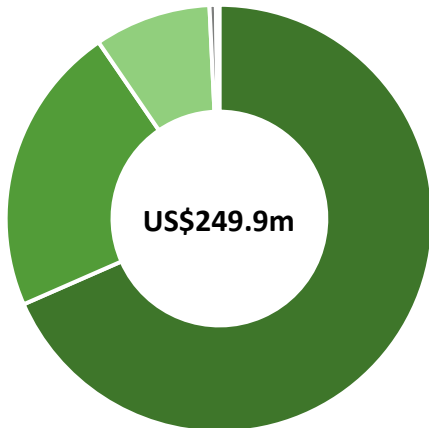
USA	US\$185.00m	74%
Nigeria	US\$31.83m	13%
UAE	US\$17.00m	7%
Israel	US\$15.00m	6%
UK	US\$1.07m	0%

Q2 2021, by source



China	US\$900.0m	53%
UK	US\$400.0m	24%
Nigeria	US\$340.0m	20%
USA	US\$34.2m	2%
Others	US\$18.8m	1%

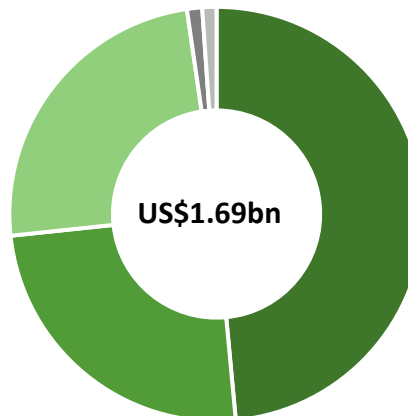
Q2 2020, by sector



Finance and Insurance	US\$171.00m	68%
Agriculture	US\$55.00m	22%
Human Health	US\$22.04m	9%
Electricity	US\$1.20m	0%
Others	US\$0.66m	0%

15 projects across 3 States + Niger-Delta Region

Q2 2021, by sector



Manufacturing	US\$821.4m	49%
Electricity*	US\$420.0m	25%
Information & Communications	US\$412.8m	24%
Real Estate	US\$20.0m	1%
Others	US\$18.80m	1%

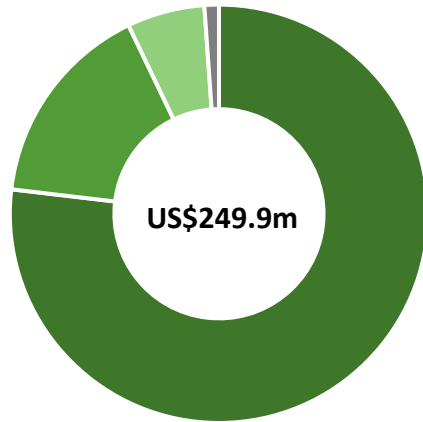
14 projects across 8 States

* Electricity, gas, steam and air conditioning supply

Investment announcements, Q2 2020 vs Q2 2021



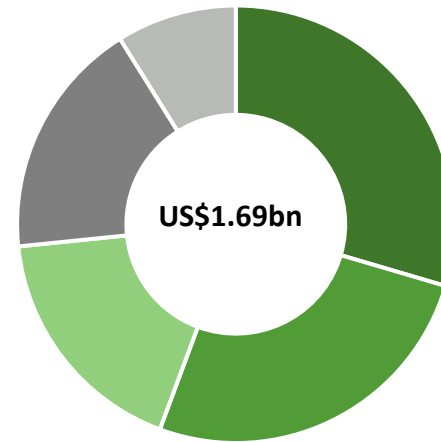
Q2 2020, by destination



Lagos	US\$192.10m	77%
Ekiti	US\$40.00m	16%
Cross Rivers	US\$15.00m	6%
Others	US\$2.80m	1%

15 projects across 3 States + Niger-Delta Region

Q2 2021, by destination



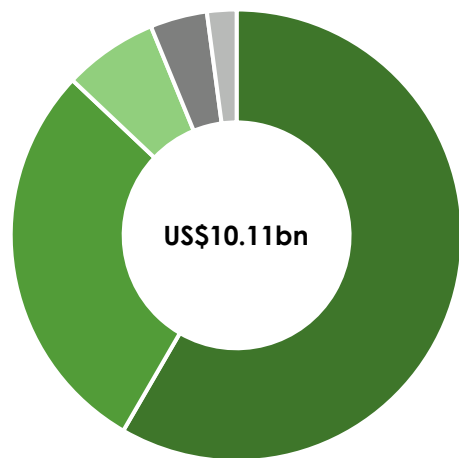
Ogun	US\$500.0m	30%
Lagos	US\$441.3m	26%
Nasarawa	US\$300.0m	18%
Rivers	US\$300.0m	18%
Others	US\$150.3m	9%

14 projects across 8 States

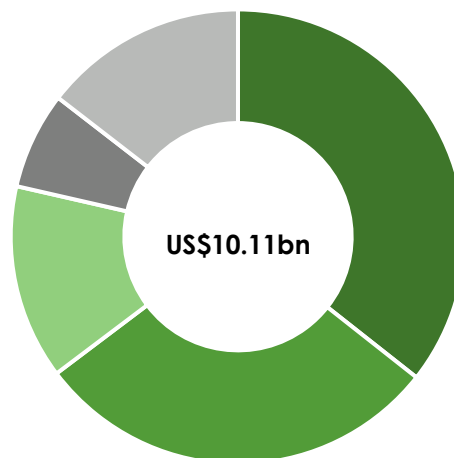
Investment announcements, H1 2021



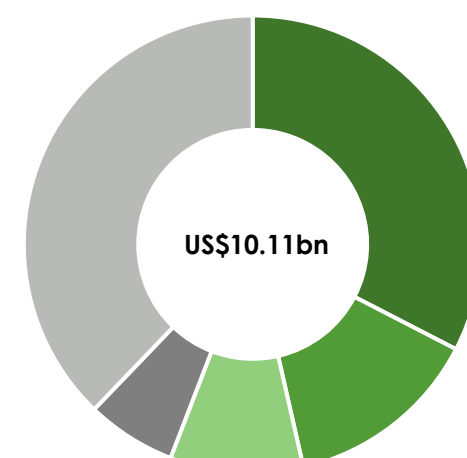
By sector



By destination



By source



	Manufacturing	US\$5.9 bn	58%
	Construction	US\$2.9 bn	29%
	Electricity*	US\$0.68 bn	7%
	Information & Communication	US\$0.41 bn	4%
	Others	US\$0.21 bn	2%

	Bayelsa	US\$3.60 bn	36%
	Delta	US\$2.94 bn	29%
	Akwa Ibom	US\$1.40 bn	14%
	Lagos	US\$0.70 bn	7%
	Others	US\$1.47 bn	15%

	Nigeria	US\$3.29 bn	33%
	Morocco	US\$1.40 bn	14%
	China	US\$0.95 bn	9%
	UK	US\$0.64 bn	6%
	Others	US\$3.82 bn	38%

29 projects across 14 States

* Electricity, gas, steam and air conditioning supply

Investment announcements, H1 2021



Investor	Sector	Source	Destination	US\$'bn	Reported
Nigerian National Petroleum Corporation (NNPC), Nigerian Content Development and Monitoring Board (NCDMB), and DSV Engineering, and DSV Engineering Ltd	Manufacturing	China, Nigeria, Europe	Bayelsa	3.60	January
Mercury Maritime Concession Company (MMCC)	Construction	Nigeria	Delta	2.90	February
OCP of Morocco	Manufacturing	Morocco	Akwa Ibom	1.40	March
Dahua Paper Company	Manufacturing	China	Ogun	0.50	June
SoftBank, Sequoia Capital China, IDG Capital	ICT	China	Lagos	0.40	June
Transcorp	Electricity	Nigeria	Rivers	0.30	May
Flour Mills Nigeria	Manufacturing	UK	Nasarawa	0.30	May
West African ENRG	Electricity	UK	Lagos	0.15	February
Konexa	Electricity	UK	Kano	0.10	April
PowerDot	Electricity	UK	Bauchi	0.07	January

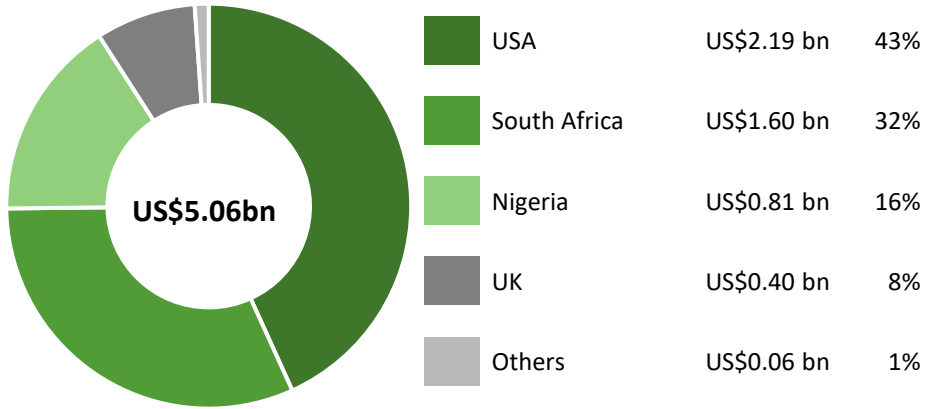
Top 10 = 96%

Top 10 announcements 9.72

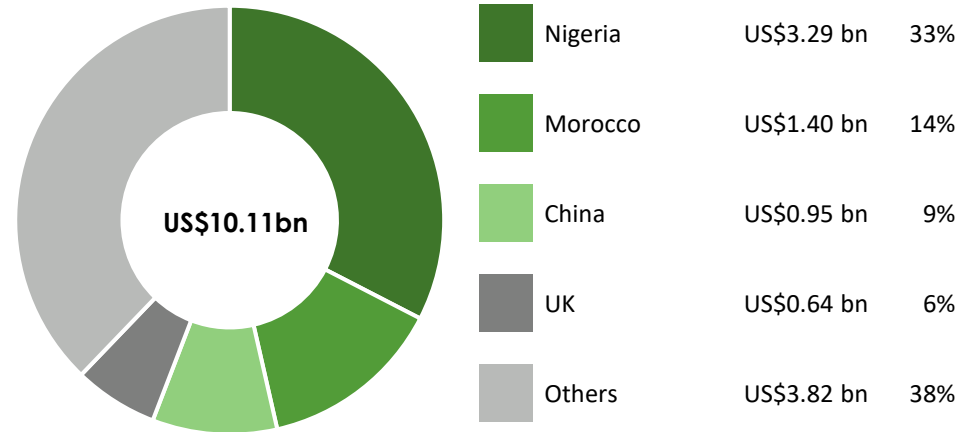
H1 Total 10.11

Investment announcements, H1 2020 vs H1 2021

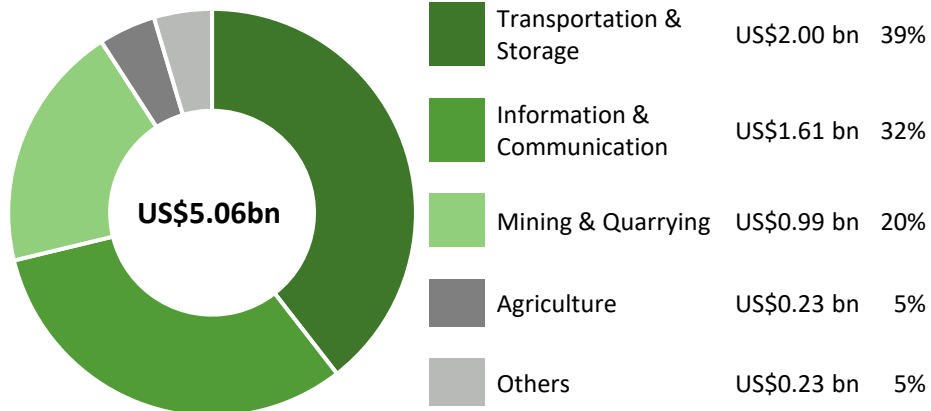
H1 2020, by source



H1 2021, by source

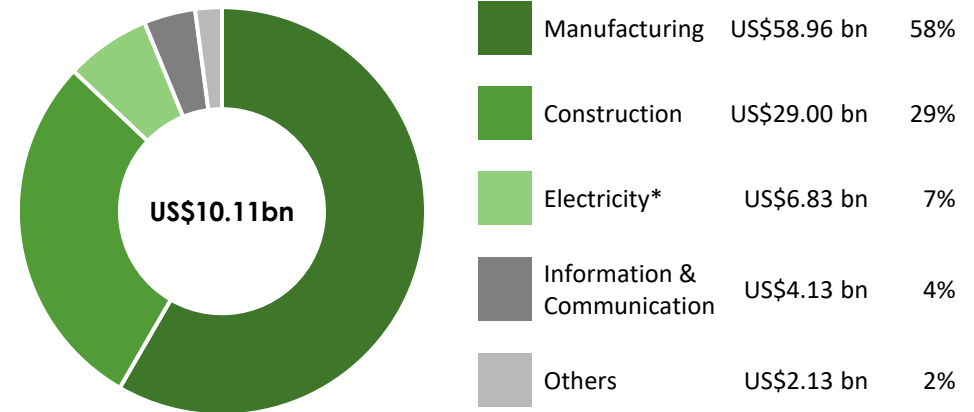


H1 2020, by sector



34 projects across 16 States + FCT + Niger-Delta Region

H1 2021, by sector



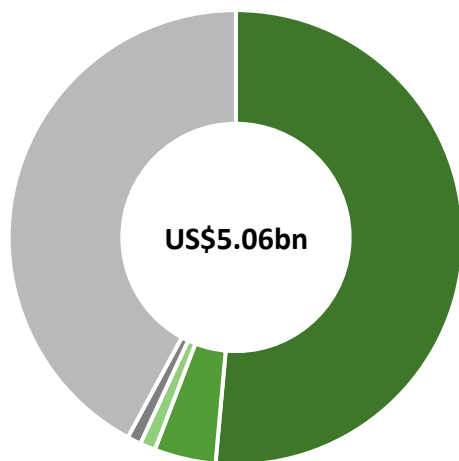
29 projects across 14 States

* Electricity, gas, steam and air conditioning supply

Investment announcements, H1 2020 vs H1 2021



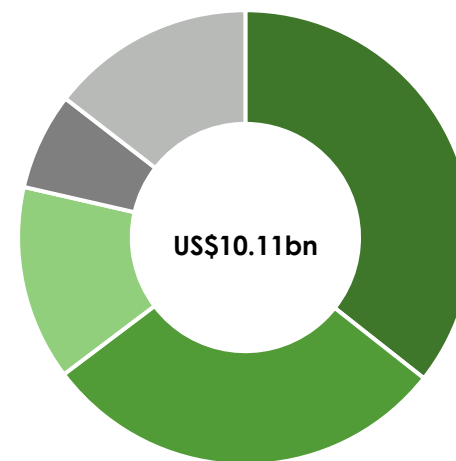
H1 2020, by destination



Kaduna	US\$2.61bn	51%
Lagos	US\$0.22bn	4%
Nasarawa	US\$0.06bn	1%
Ekiti	US\$0.05bn	1%
Others	US\$2.13bn	42%

34 projects across 16 States + FCT + Niger-Delta Region

H1 2021, by destination



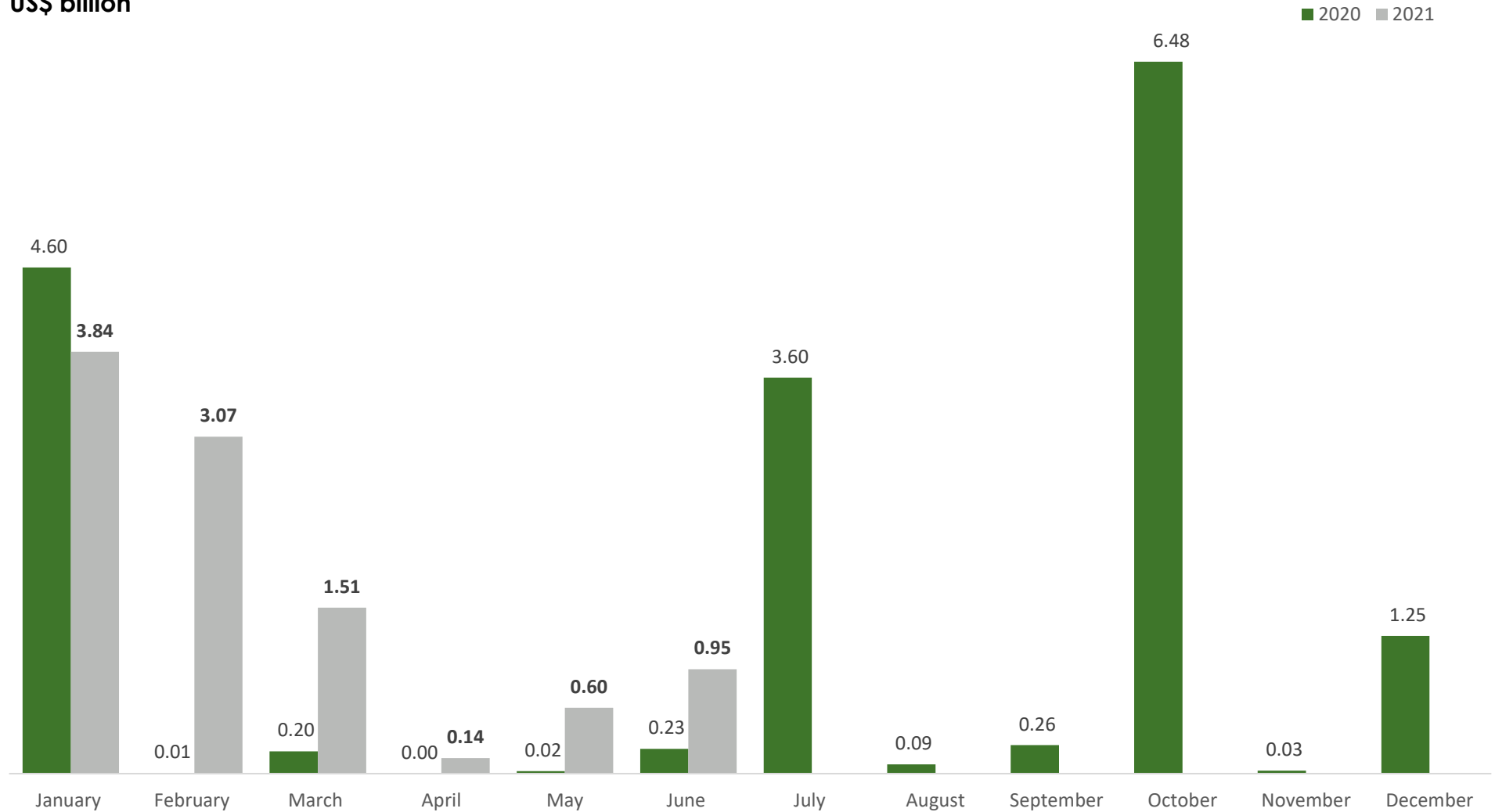
Bayelsa	US\$3.60 bn	36%
Delta	US\$2.94 bn	29%
Akwa Ibom	US\$1.40 bn	14%
Lagos	US\$0.70 bn	7%
Others	US\$1.47 bn	15%

29 projects across 14 States

Investment announcements, 2020 vs 2021



US\$ billion

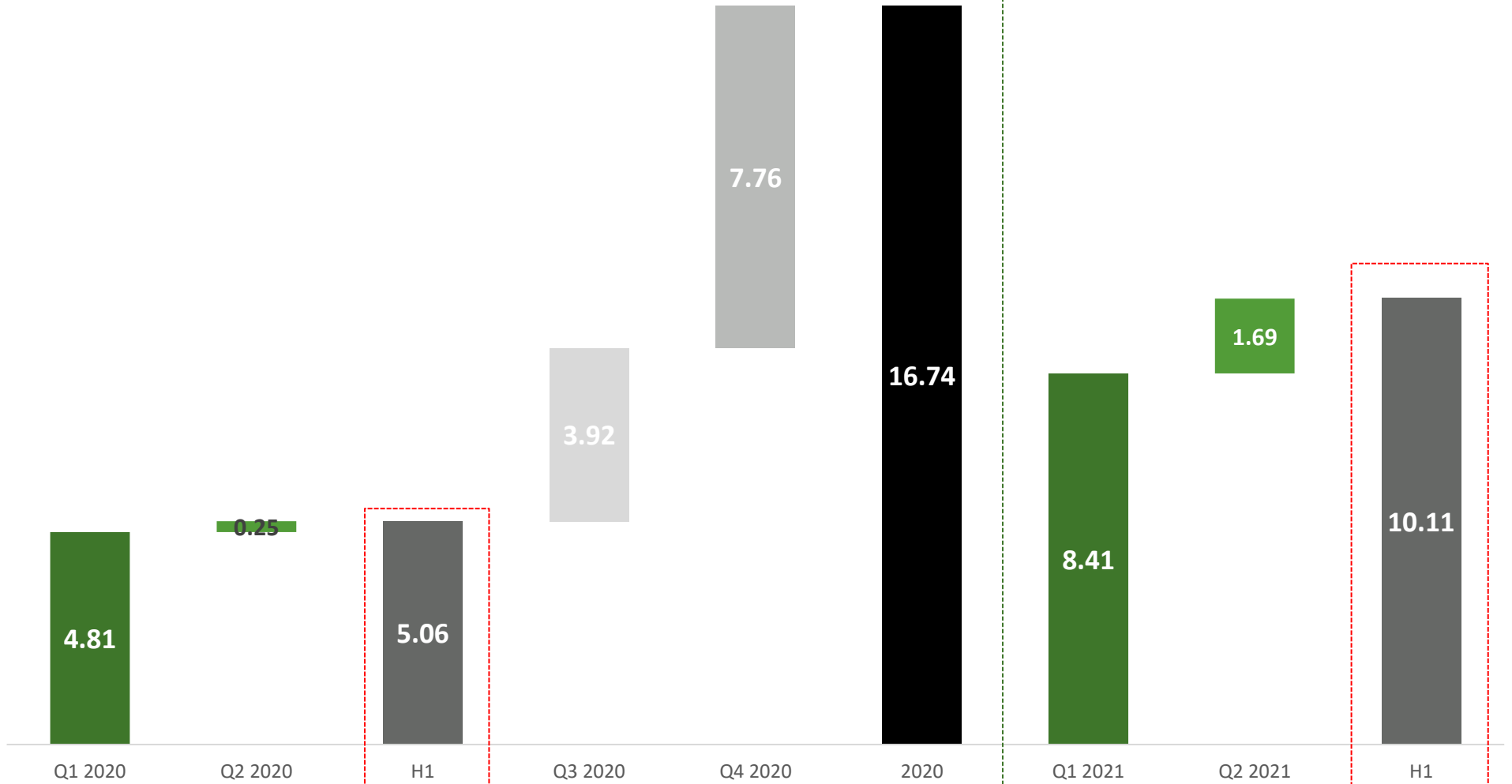


Investment announcements, 2020 vs 2021

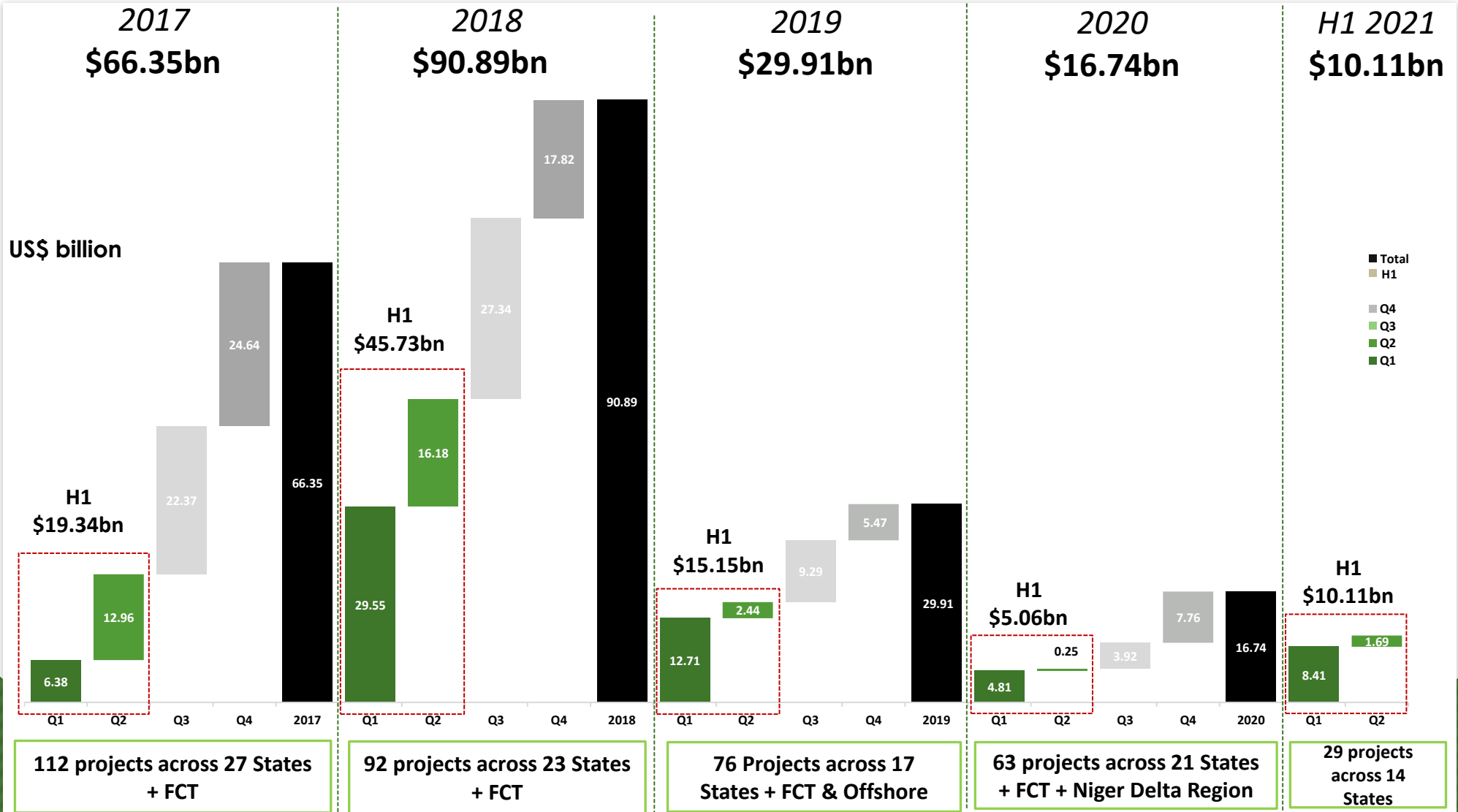


US\$ billion

■ Q1 ■ Q2 ■ Q3 ■ Q4



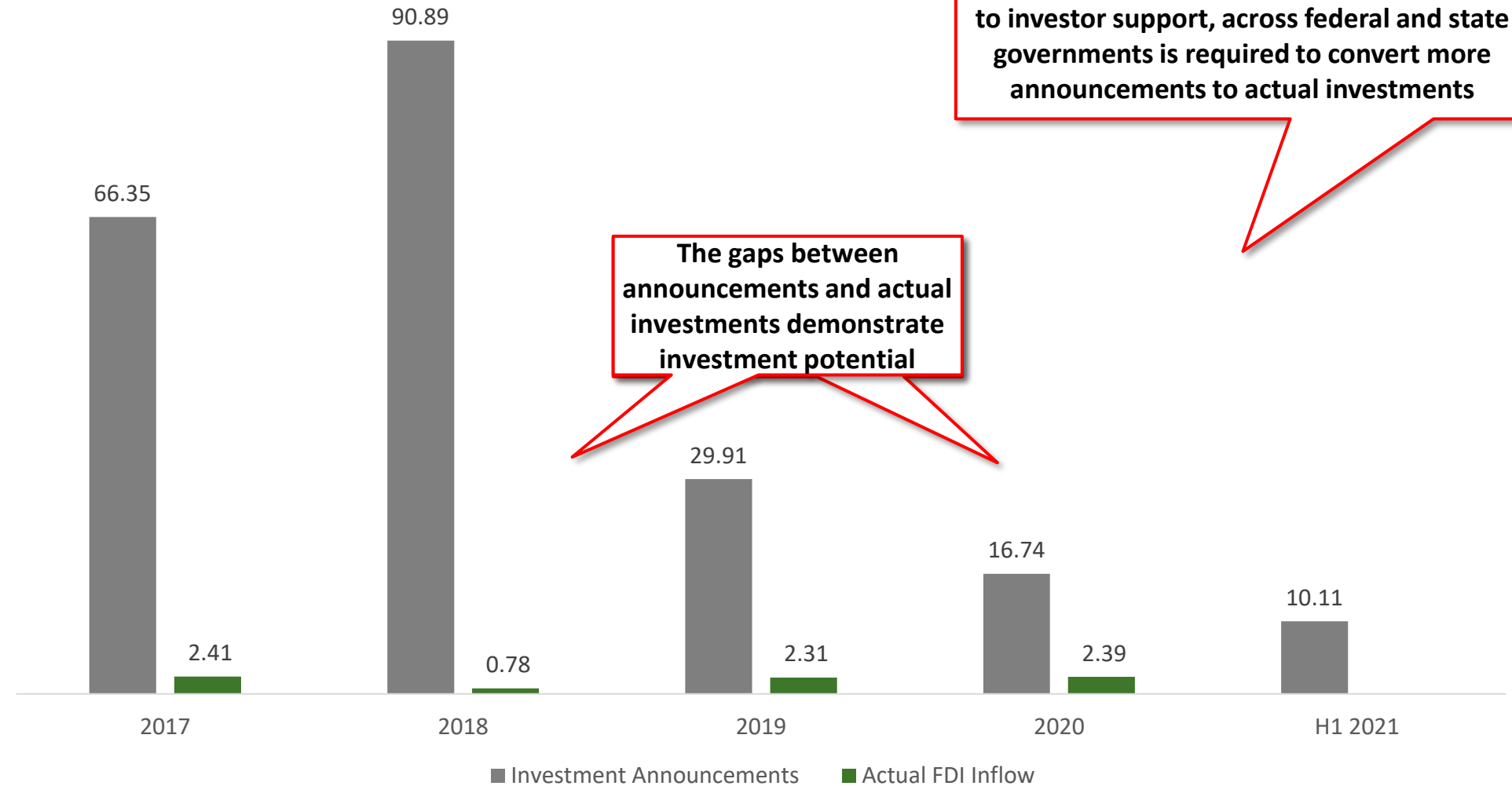
Investment announcements, 2017 - 2021



Investment announcements vs FDI inflow in Nigeria, 2017 - 2021



US\$ billion



For further details, please
contact us



**NIGERIAN
INVESTMENT
PROMOTION
COMMISSION**

Department of Strategic
Communications

Plot 1181 Aguiyi Ironsi Street
Maitama District
Abuja

Subscribe to the NIPC Newsletter

<http://eepurl.com/dkvoU1>

Investment information

www.theiguides.org/nigeria

infodesk@nipc.gov.ng
osicinfodesk@nipc.gov.ng

www.nipc.gov.ng